


# Daiwa's View

## USD/JPY hedging costs are likely to enter downtrend

- USD/JPY basis tends to narrow in line with loosening of US financial conditions
- Slowdown in pace of QT is expected to contribute to loosening of financial conditions
- Rate hikes by BOJ would also contribute to a decline in hedging costs, but pace of Fed rate cuts is more important

FICC Research Dept

**Kengo Shiroyama**

 81-3-5555-8755  
 kengo.shiroyama@daiwa.co.jp

**Kenta Tadaide**

 81-3-5555-8466  
 kenta.tadaide@daiwa.co.jp


Daiwa Securities Co. Ltd

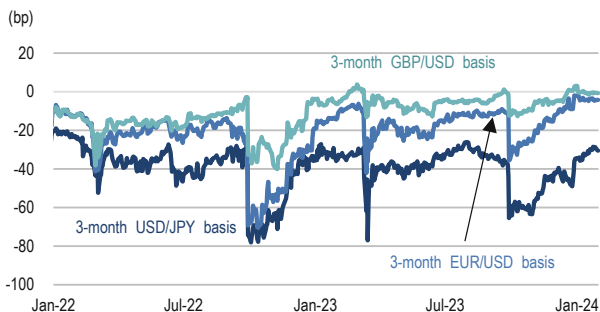
### Currency basis

At the end of September 2023, the 3-month USD/JPY basis became more negative due to year-end factors. However, it became less negative once again around the year end and beginning of 2024 (Chart 1). This kind of movement is usually also seen every year with the basis for other currencies against the dollar, not just the USD-JPY basis.

However, in addition to the short-term basis, the over 1-year basis has also been becoming less negative since October 2023 (Chart 2). We attribute this partly to the loosening of financial conditions due to the decline in the long-term UST yield following the pause in the surge that started around summer and continued until October 2023. A major factor behind the decline in US yields has been the shift that the Fed made away from its hawkish stance following [the remarks made by Fed Governor Christopher Waller](#). With inflation slowing, the market is once more viewing the US economy as being firm. Favorable performance in the stock market and a decline in market volatility are making financial conditions accommodative.

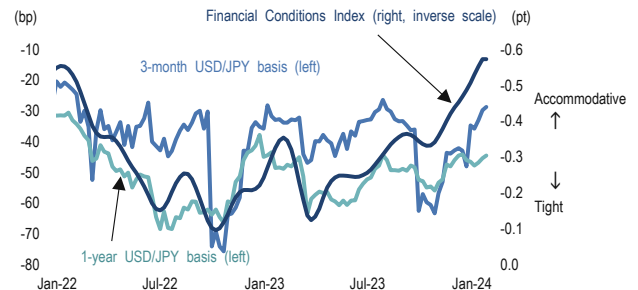
The next action expected to be taken by the Fed is a rate cut. If the US economy were to successfully achieve a soft landing, financial conditions would not tighten going forward, which would continue to put tightening pressure on the basis. The Fed has also suggested a slowdown in the pace of QT. Since balance sheet reductions are continuing, we need to carefully watch the impact this has. However, the slowdown in the pace of tightening eases widening pressure on the basis.

Chart 1: 3-month Dollar Basis vs. Major Currencies



Source: Bloomberg; compiled by Daiwa.

Chart 2: USD/JPY Basis, US Financial Conditions Index



Source: Chicago Fed, Bloomberg; compiled by Daiwa.

That said, when the pace of QT slowed before in 2019, the basis actually widened (Chart 3). At the time, the Fed was forced to change its policy stance and conduct preventive rate cuts in response to the rapid tightening of financial conditions since autumn 2018. A slowdown in the pace of QT was another measure that was considered together with preventive rate cuts. Despite these measures, financial conditions became tight.

Looking back at what happened during the previous QT, it started in October 2017 with reductions proceeding at a pace of \$30bn in USTs and \$20bn in MBSs per month. After the plan to slow the pace of QT was announced at the FOMC meeting in March 2019, the slowdown started in May 2019. In March, QT was scheduled to end in September, but in the end it was decided to stop QT in August at the July FOMC meeting. In this way, in the first half of 2019, the monetary policy was adjusted in an accommodative direction both in terms of the policy interest rate and the balance sheet. However, financial conditions were tight due to the external environment (such as the US-China trade war), more than offsetting the effects of these adjustments.

This time around, if there were to be a slowdown in QT, the aim would be the smooth distribution of liquidity due to the fast pace of the decline in ON RRP, rather than to cope with the tightening of financial conditions. If anything, with financial conditions starting to loosen in line with lower yields, adjustments in monetary policy would likely lead to a loosening of financial conditions, which would put tightening pressure on the basis in a straightforward way. However, if the US economy were to fail to achieve a soft landing, financial conditions would tighten rapidly, and the basis could also widen substantially. As long as the market assumes a soft landing, the basis will tighten. However, we need to be aware of the possibility that the basis could move significantly in the opposite direction should this assumption be abandoned.

**Hedging cost**

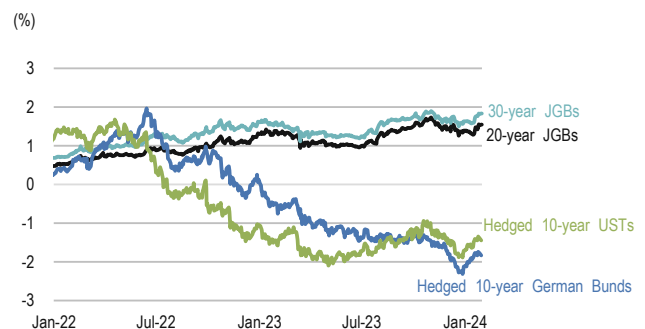
With the Fed's rate cuts having been factored in by the market, the US short-term interest rate has been declining. Unless inflation resurges, we can view the time of rising USD/JPY hedging costs in line with the rise in the US short-term interest rate (due to the Fed's rate hikes) as being over. The pace of the decline in hedging costs depends on the speed of the Fed's rate cuts, which is factored in by the market. Compared to JGB yields, yields of currency-hedged foreign bonds remain very low. However, as the spread tightens, investment in foreign bonds by Japanese investors is likely to gradually become more aggressive (Chart 4).

**Chart 3: USD/JPY Basis (Jan 2018-Aug 2019)**



Source: Bloomberg; compiled by Daiwa.  
 Note: Figures are on a Libor basis.

**Chart 4: JGB Yields, Yields of Currency-hedged Foreign Bonds**



Source: Bloomberg; compiled by Daiwa.

As it is too early to declare victory over inflation, the Fed is unlikely to conduct rate cuts as fast as the market is currently pricing in. Therefore, it is difficult to see hedging costs declining substantially right away. We could also anticipate a slight rebound in hedging costs as the market stops pricing in rate cuts. However, the downtrend in hedging costs is unlikely to change.

With hedging costs being the total of the Japan/US short-term interest rate differential and the USD/JPY basis, we need to consider trends in the short-term interest rate in Japan. The BOJ's rate hikes from now on will contribute to the narrowing of the interest rate differential. That said, the BOJ is now taking the stance of carefully checking economic and price trends, and, therefore, the chance of it conducting rapid rate hikes is small for now. The degree to which hedging costs decline due to Japanese factors is likely to be limited.

Furthermore, if the global economy were to experience a hard landing centered in the US, the basis would widen, which would contribute to a rise in hedging costs. However, in the case of a hard landing, the Fed would be expected to conduct substantial rate cuts. Therefore, the Japan/US interest rate differential would be expected to narrow to a greater extent than the widening of the basis. Either way, hedging costs are likely to decline.

## **IMPORTANT**

This report is provided as a reference for making investment decisions and is not intended to be a solicitation for investment. Investment decisions should be made at your own discretion and risk. Content herein is based on information available at the time the report was prepared and may be amended or otherwise changed in the future without notice. We make no representations as to the accuracy or completeness. Daiwa Securities Co. Ltd. retains all rights related to the content of this report, which may not be redistributed or otherwise transmitted without prior consent.

### **Ratings**

Issues are rated 1, 2, 3, 4, or 5 as follows:

- 1: Outperform TOPIX/benchmark index by more than 15% over the next 12 months.
- 2: Outperform TOPIX/benchmark index by 5-15% over the next 12 months.
- 3: Out/underperform TOPIX/benchmark index by less than 5% over the next 12 months.
- 4: Underperform TOPIX/benchmark index by 5-15% over the next 12 months.
- 5: Underperform TOPIX/benchmark index by more than 15% over the next 12 months.

Benchmark index: TOPIX for Japan, S&P 500 for US, STOXX Europe 600 for Europe, HSI for Hong Kong, STI for Singapore, KOSPI for Korea, TWII for Taiwan, and S&P/ASX 200 for Australia.

### **Target Prices**

Daiwa Securities Co. Ltd. sets target prices based on its analysts' earnings estimates for subject companies. Risks to target prices include, but are not limited to, unexpected significant changes in subject companies' earnings trends and the macroeconomic environment.

### **Disclosures related to Daiwa Securities**

Please refer to [https://drp.daiwa.co.jp/rp-daiwa/direct/reportDisclaimer/e\\_disclaimer.pdf](https://drp.daiwa.co.jp/rp-daiwa/direct/reportDisclaimer/e_disclaimer.pdf) for information on conflicts of interest for Daiwa Securities, securities held by Daiwa Securities, companies for which Daiwa Securities or foreign affiliates of Daiwa Securities Group have acted as a lead underwriter, and other disclosures concerning individual companies. If you need more information on this matter, please contact the Research Production Department of Daiwa Securities.

### **Explanatory Document of Unregistered Credit Ratings**

This report may use credit ratings assigned by rating agencies that are not registered with Japan's Financial Services Agency pursuant to Article 66, Paragraph 27 of the Financial Instruments and Exchange Act. Please review the relevant disclaimer regarding credit ratings issued by such agencies at: [https://drp.daiwa.co.jp/rp-daiwa/direct/reportDisclaimer/credit\\_ratings.pdf](https://drp.daiwa.co.jp/rp-daiwa/direct/reportDisclaimer/credit_ratings.pdf). If you need more information on this matter, please contact the Research Production Department of Daiwa Securities.

### **Notification items pursuant to Article 37 of the Financial Instruments and Exchange Law**

(This Notification is only applicable to where report is distributed by Daiwa Securities Co. Ltd.)

If you decide to enter into a business arrangement with our company based on the information described in this report, we ask you to pay close attention to the following items.

- In addition to the purchase price of a financial instrument, our company will collect a trading commission\* for each transaction as agreed beforehand with you. Since commissions may be included in the purchase price or may not be charged for certain transactions, we recommend that you confirm the commission for each transaction. In some cases, our company also may charge a maximum of ¥2 million per year as a standing proxy fee for our deposit of your securities, if you are a non-resident.
- For derivative and margin transactions etc., our company may require collateral or margin requirements in accordance with an agreement made beforehand with you. Ordinarily in such cases, the amount of the transaction will be in excess of the required collateral or margin requirements\*\*.
- There is a risk that you will incur losses on your transactions due to changes in the market price of financial instruments based on fluctuations in interest rates, exchange rates, stock prices, real estate prices, commodity prices, and others. In addition, depending on the content of the transaction, the loss could exceed the amount of the collateral or margin requirements.
- There may be a difference between bid price etc. and ask price etc. of OTC derivatives handled by our company.
- Before engaging in any trading, please thoroughly confirm accounting and tax treatments regarding your trading in financial instruments with such experts as certified public accountants.

\* The amount of the trading commission cannot be stated here in advance because it will be determined between our company and you based on current market conditions and the content of each transaction etc.

\*\* The ratio of margin requirements etc. to the amount of the transaction cannot be stated here in advance because it will be determined between our company and you based on current market conditions and the content of each transaction etc.

When making an actual transaction, please be sure to carefully read the materials presented to you prior to the execution of agreement, and to take responsibility for your own decisions regarding the signing of the agreement with our company.

Corporate Name: Daiwa Securities Co. Ltd.

Registered: Financial Instruments Business Operator, Chief of Kanto Local Finance Bureau (Kin-sho) No.108

Memberships: Japan Securities Dealers Association, The Financial Futures Association of Japan, Japan Investment Advisers Association, Type II Financial Instruments Firms Association, Japan Security Token Offering Association