

# Daiwa's View

## 10-year JGB yield when YCC and negative interest rates are eliminated

- Around 1.15% in a scenario with US yields at current levels

Fixed Income Research Section

FICC Research Dept.

Strategist

**Kazuya Sato**

(81) 3 5555-8773

kazuya.sato@daiwa.co.jp

Senior Strategist

**Ryoma Kawahara**

(81) 3 5555-8777

ryoma.kawahara@daiwa.co.jp

Chief Strategist

**Eiichiro Tani, CFA**

(81) 3 5555-8780

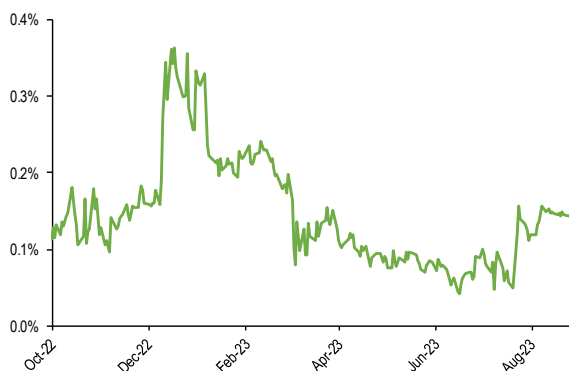
eiichiro.tani@daiwa.co.jp

Daiwa Securities Co. Ltd.

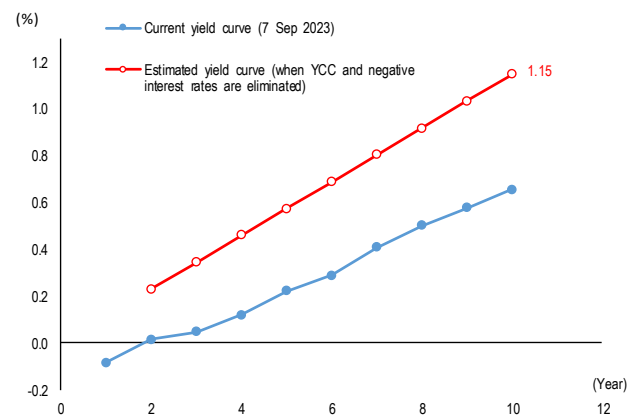
**Around 1.15% in a scenario with US yields at current levels**

### 10-year JGB yield when YCC and negative interest rates are eliminated

After flexibility was added to the Yield Curve Control (YCC) in July, the 1-year forward 1-month JPY OIS rate rose by around 10bp. Since then, the rate has remained around the same level. The market is continuing to factor in a future change to the short-term interest rate policy to some degree. Therefore, we think some benefit could be gained by conducting a scenario analysis examining what yield levels will be when YCC and negative interest rates are eliminated. In this report, we conducted simple simulations assuming some hypothetical scenarios to see to what degree the 10-year JGB yield would rise when policy changes were made. As a result, we estimate that the 10-year JGB yield will rise to **around 1.15%** when YCC and negative interest rates are eliminated.

**1Y1M JPY OIS Rate**

Source: Bloomberg; compiled by Daiwa Securities.

**Estimated Yield Curve**

Source: Bloomberg; compiled by Daiwa Securities.

◆ Starting point of instantaneous forward curve

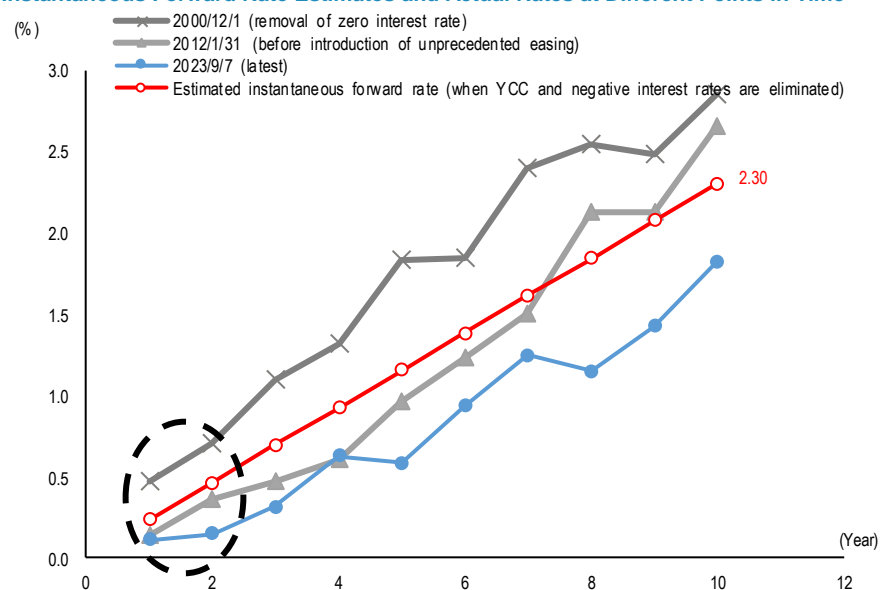
The path of the instantaneous forward rate, upon which estimations are based, differs greatly from scenarios in which negative interest rates are maintained. The instantaneous forward rate shows the market's pricing in of the policy interest rate level in the future. Therefore, elimination of negative interest rate policy changes the point at which the market starts to factor in continuous rate hikes in the future.

Looking at the term structure of the instantaneous forward rate that is currently factored in by the market, we find that the rate will remain low and stable over the next two years, and then exhibit a path that appears to be factoring in moderate rate hikes towards the neutral level (Chart below). This can be interpreted as a sign that the rate is reflecting expectations that the BOJ will maintain its commitment to the low-interest rate policy for the time being.

However, in a scenario in which negative interest rates are eliminated, projections for the policy interest rate over the next several years would change, which is expected to create upward pressure on the long-term yield, with a rise in short-term/intermediate yields serving as a starting point.

In fact, looking at the instantaneous forward rate before the introduction of unprecedented easing shows that the market had factored in that rate hikes would start sooner than estimated by the current instantaneous forward rate (Chart below). This tendency is particularly pronounced in the curve when the zero interest rate was eliminated as forward guidance was not applied to the short-term interest rate.

**Instantaneous Forward Rate Estimates and Actual Rates at Different Points in Time**



Source: Bloomberg, compiled by Daiwa Securities.

◆ End point of instantaneous forward rate

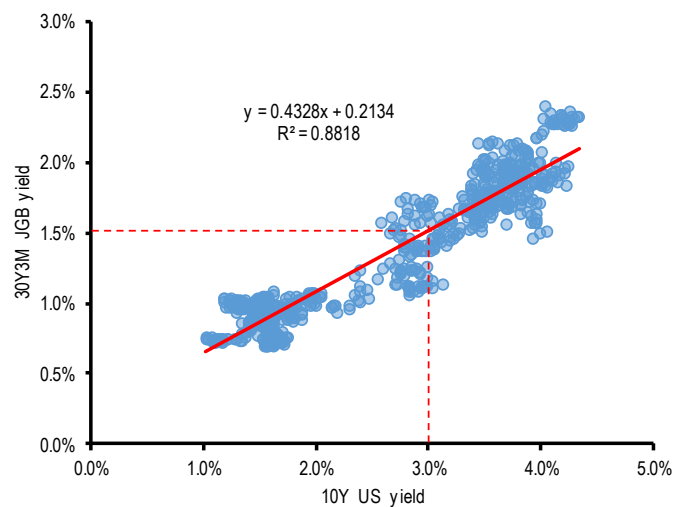
What should be considered next is the terminal point of the instantaneous forward rate (approximately equal to superlong forward yields), which determines the levels for JGB yields overall. In this report, our estimations assume that the superlong JGB forward yield is 2.30%, almost the same as the actual level of the 30-year forward 3-month yield. This figure seems reasonable in terms of fundamentals based on an expected inflation rate of 2% and a potential growth rate of 0-0.5%.

◆ Conclusion

Based on the above-mentioned assumptions, we estimate that the 10-year JGB yield will be around 1.15%. Considerable caution is likely necessary, as the yield is expected to rise by around as much as 50bp from the current level.

For reference, our main scenario by Chief Market Economist Mari Iwashita forecasts that negative interest rates will be eliminated after US rate cuts come to an end. Assuming that the US long-term interest rate is 3% when the Fed's rate cutting comes to an end, we forecast that the end point of the instantaneous forward curve, upon which our trial calculations are based, will fall to around 1.5%, given a strong correlation between superlong JGB forward yields and the US long-term rate (Chart below). In this case, the estimated 10-year JGB yield is limited to around 0.75%.

Scatter Chart of 30Y3M JGB Yield and 10Y US Yield



Source: Bloomberg, compiled by Daiwa Securities.

The above-mentioned figures are just one set of reference figures calculated based on some hypothetical scenarios. That said, these results indicate the possibility that the impact of eliminating negative interest rates could be very significant. However, our estimations also indicated that the 10-year JGB yield might not rise much above current levels if negative interest rates were to be eliminated after the Fed switches over to cutting rates and the US interest rate falls to 3%. Assumptions regarding the external environment, such as overseas yields, are also important factors to consider with regard to the impact elimination of negative interest rates will have on the 10-year JGB yield.

## **IMPORTANT**

This report is provided as a reference for making investment decisions and is not intended to be a solicitation for investment. Investment decisions should be made at your own discretion and risk. Content herein is based on information available at the time the report was prepared and may be amended or otherwise changed in the future without notice. We make no representations as to the accuracy or completeness. Daiwa Securities Co. Ltd. retains all rights related to the content of this report, which may not be redistributed or otherwise transmitted without prior consent.

### **Ratings**

Issues are rated 1, 2, 3, 4, or 5 as follows:

- 1: Outperform TOPIX/benchmark index by more than 15% over the next 12 months.
- 2: Outperform TOPIX/benchmark index by 5-15% over the next 12 months.
- 3: Out/underperform TOPIX/benchmark index by less than 5% over the next 12 months.
- 4: Underperform TOPIX/benchmark index by 5-15% over the next 12 months.
- 5: Underperform TOPIX/benchmark index by more than 15% over the next 12 months.

Benchmark index: TOPIX for Japan, S&P 500 for US, STOXX Europe 600 for Europe, HSI for Hong Kong, STI for Singapore, KOSPI for Korea, TWII for Taiwan, and S&P/ASX 200 for Australia.

### **Target Prices**

Daiwa Securities Co. Ltd. sets target prices based on its analysts' earnings estimates for subject companies. Risks to target prices include, but are not limited to, unexpected significant changes in subject companies' earnings trends and the macroeconomic environment.

### **Disclosures related to Daiwa Securities**

Please refer to [https://lzone.daiwa.co.jp/l-zone/disclaimer/e\\_disclaimer.pdf](https://lzone.daiwa.co.jp/l-zone/disclaimer/e_disclaimer.pdf) for information on conflicts of interest for Daiwa Securities, securities held by Daiwa Securities, companies for which Daiwa Securities or foreign affiliates of Daiwa Securities Group have acted as a lead underwriter, and other disclosures concerning individual companies. If you need more information on this matter, please contact the Research Production Department of Daiwa Securities.

### **Explanatory Document of Unregistered Credit Ratings**

This report may use credit ratings assigned by rating agencies that are not registered with Japan's Financial Services Agency pursuant to Article 66, Paragraph 27 of the Financial Instruments and Exchange Act. Please review the relevant disclaimer regarding credit ratings issued by such agencies at: <https://lzone.daiwa.co.jp/l-zone/disclaimer/creditratings.pdf>

### **Notification items pursuant to Article 37 of the Financial Instruments and Exchange Law**

(This Notification is only applicable to where report is distributed by Daiwa Securities Co. Ltd.)

If you decide to enter into a business arrangement with our company based on the information described in this report, we ask you to pay close attention to the following items.

- In addition to the purchase price of a financial instrument, our company will collect a trading commission\* for each transaction as agreed beforehand with you. Since commissions may be included in the purchase price or may not be charged for certain transactions, we recommend that you confirm the commission for each transaction. In some cases, our company also may charge a maximum of ¥2 million per year as a standing proxy fee for our deposit of your securities, if you are a non-resident.
- For derivative and margin transactions etc., our company may require collateral or margin requirements in accordance with an agreement made beforehand with you. Ordinarily in such cases, the amount of the transaction will be in excess of the required collateral or margin requirements\*\*.
- There is a risk that you will incur losses on your transactions due to changes in the market price of financial instruments based on fluctuations in interest rates, exchange rates, stock prices, real estate prices, commodity prices, and others. In addition, depending on the content of the transaction, the loss could exceed the amount of the collateral or margin requirements.
- There may be a difference between bid price etc. and ask price etc. of OTC derivatives handled by our company.
- Before engaging in any trading, please thoroughly confirm accounting and tax treatments regarding your trading in financial instruments with such experts as certified public accountants.

\* The amount of the trading commission cannot be stated here in advance because it will be determined between our company and you based on current market conditions and the content of each transaction etc.

\*\* The ratio of margin requirements etc. to the amount of the transaction cannot be stated here in advance because it will be determined between our company and you based on current market conditions and the content of each transaction etc.

When making an actual transaction, please be sure to carefully read the materials presented to you prior to the execution of agreement, and to take responsibility for your own decisions regarding the signing of the agreement with our company.

Corporate Name: Daiwa Securities Co. Ltd.

Registered: Financial Instruments Business Operator, Chief of Kanto Local Finance Bureau (Kin-sho) No.108

Memberships: Japan Securities Dealers Association, The Financial Futures Association of Japan, Japan Investment Advisers Association, Type II Financial Instruments Firms Association, Japan Security Token Offering Association